

POOL & HOT TUB ENCLOSURES

USA



Pool & Spa®
ENCLOSURES

LOW RANGE



CORONA™
The Corona enclosure is the lowest two-rail pool enclosure system. This enclosure does its job perfectly and at the same time does not disturb the view of your yard. Characteristic for this model are vertical side walls and an unobtrusive arch joining on to them.

ELEGANT
The elegant shape of this enclosure has lent its name to the model. It offers fully fledged protection for your pool and thanks to the optimum curve of the arch, you can use your swimming pool even when covered if the weather is bad.


OCEANIC LOW MODEL
Clear as glass, fully or partially. We can offer you this level of comfort if you order this model with panels from clear compact polycarbonate with UV stabilisation the whole length of the enclosure. The comfort of swimming under the enclosure is preserved while at the same time offering you a superb view of your surroundings. Easy operation of the enclosure is ensured by the rails located on both sides.

VIVA™
A successful model providing disabled access which runs along a rail on one side only. This means that your pool is fully accessible from three sides by people with mobility issues. Together with the CORONA model, this is one of the very lowest enclosures in the low range.

IMPERIA
Low pool enclosure which protect you against bad weather and allows you to use you pool in cooler months. Imperia model offers a modern shape with a sharp edge. This enclosure will look beautiful in any yard.

Enclosures maximum width and height is dependent on wind and snow loads in your area. We offer various sizes of aluminum profiles to sustain required loads.

Do you want to indulge in the luxury of swimming in a covered pool, but don't want to block the view of the other end of your yard when looking out of the window? Then low enclosures are the perfect solution for you. Their height does not disturb your view of the yard in any way yet they are high enough for you to swim inside the covered swimming pool.



ELECTRICAL MOVE
Electrical motors allow the enclosure to be controlled remotely (optional).



TERRA



TERRA

TERRA



TERRA
width: 9ft 10" - 19ft 8" / height: 11" - 2ft 10" / length: on request

TERRA R
width: 13ft 1" - 19ft 8" / height: 12" - 3ft 6" / length: on request

TERRA - invisible helper

TERRA is the lowest pool enclosure from ALUKOV's product range. This ultra low enclosure almost copies the ground surface. When all segments are either closed or open you always have undisturbed view over your garden.

Those who look for almost invisible enclosure yet want to have all benefits of having one, such as water without unwanted debris, regulated water temperature and protection against unwilling fall into the pool will appreciate this type of pool enclosure.

Swimming pool enclosure **TERRA** has rail only on one side. This clever solution offers access without any barrier from three sides of the pool. As all ALUKOV enclosures, **TERRA** is incredibly easy to open and close withing seconds. Highest safety and customer made product is our standard.

Pool enclosure **TERRA** - have your pool under control and let **TERRA** blend in with your garden! Swimming pool enclosure is always supplied without the possibility of having an entrance door to the pool. This is due to its low height. This type of enclosure is not intended for use in a closed position.

TERRA





SUPER LOW ENCLOSURE WITH NARROW LEADING RAILS

NEW!



TERRA PRIME

VIVA PRIME

TERRA PRIME



TERRA PRIME

width: 3,00 – 6,00 m / height: 0,28 – 0,88 m / length on request

VIVA PRIME

width: 3,00 – 6,00 m / height: 0,52 – 1,23 m / length on request

TERRA PRIMA / VIVA PRIME – modern in every detail

TERRA PRIME / VIVA PRIME build on the proven and popular ultra low models **TERRA** and **VIVA**. With their height they rank as the lowest custom made pool enclosures.

TERRA PRIME / VIVA PRIME have been specially developed for comfortable electric sliding and for an even more intense feeling of rail free enclosure. For safe movement of individual segments of the enclosure, the system is equipped with short inconspicuous guide rails which are only under the smallest segment and for parking partially behind the pool. The surface around your pool stays free.

TERRA PRIME / VIVA PRIME have flat roof, so they are suitable for a clean architectural style and are very well proven in smaller gardens where the view is a priority.

TERRA PRIME / VIVA PRIME meets the snow load and wind resistance certifications, making them indispensable helpers over your pool. Although you can hardly see the enclosure you can count on it. Swimming pool enclosure is always supplied without the possibility of having an entrance door to the pool. This is due to its low height. This type of enclosure is not intended for use in a closed position.

VIVA PRIME





MEDIUM-HEIGHT RANGE



TROPEA

The well-known doctrine of the “golden mean” is quite appropriate in this case. Models in the medium-height range are designed by the designers in ALUKOV in such a way as to combine the best of low and high enclosures. They thus represent a universal solution for clients who are looking for an enclosure which is mindful of the design of their yard yet high enough to offer freedom of movement in the central section of the covered swimming pool. Simplicity of operation of the enclosure is ensured by a system for retracting the segments which allows them to be easily moved in both directions. If the rails are extended, the whole enclosure can be telescopically retracted right away from the pool area.



UNIVERSE

UNIVERSE

The wider models of this type have a roof height which you can walk under allowing you to get changed before you swim or dry off afterwards right under the enclosure. Sliding or swinging doors can be fitted to the front and back walls. Side-mounted sliding doors can be fitted into the side walls of the highest or lowest segment.

Enclosure maximum width and height is dependent on wind and snow loads in your area. We offer various sizes of aluminum profiles to sustain required loads.

TROPEA

The spacious hall offered by this model allows you to move freely in the central section of the covered area. The enclosure walls can be manufactured from compact polycarbonate which is clear as glass. Thanks to this, the enclosure blends into its surroundings. This means that you can enjoy a view of your yard even from a covered swimming pool and not lose sight of where your children are playing even for a moment. This enclosure represents a compromise between the spacious LAGUNA and the low ELEGANT.

Enclosure maximum width and height is dependent on wind and snow loads in your area. We offer various sizes of aluminum profiles to sustain required loads.







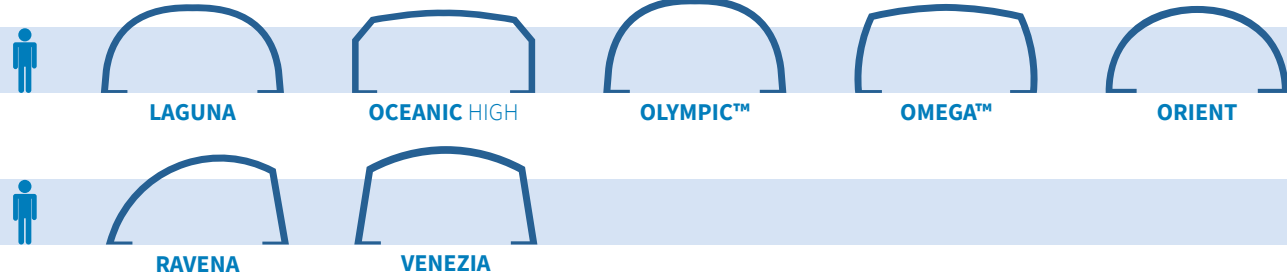


HIGH RANGE



OCEANIC HIGH

Moving around freely under the whole area of the covered space! That is the main advantage of high vertical walls which are the basic building block of high enclosure models. The high quality sliding system, tried and tested over the years, allows you to easily retract the enclosure in both directions. If the rails are extended, the whole enclosure can be telescopically retracted right away from the pool area. This leads to creation of space protected from the wind where you can easily place yard furniture and relax right next to the pool. The aluminium profiles which make up the frame of this enclosure can be manufactured in any color you like including attractive imitation wood designs. This design is especially attractive for high frames such as LAGUNA or OLYMPIC™.



RAVENA



OMEGA™

Enclosures maximum width and height is dependent on wind and snow loads in your area. We offer various sizes of aluminum profiles to sustain required loads.

LAGUNA

This spacious enclosure can be used not only to cover your swimming pool, but also as a “lounger” where you can relax comfortably with your family or friends out of the wind after swimming. Positioning of the enclosure away from the pool area is ensured by an ingenious system which allows you to easily retract the frame in both directions.

OCEANIC HIGH MODEL

Inside an OCEANIC – high model enclosure you will have almost as much space as on the open sea. The attractively designed enclosure where the roof joins onto vertical walls is in part sloping and in part curved. A wonderful centerpiece for your yard.

OMEGA™

With an OMEGA™ enclosure, you get extra space as its frame allows the enclosure to be widened without the height being affected significantly. See p. 3

ORIENT

A fascinating frame similar to those seen in the fairy tale “One Thousand and One Nights” or in countries in the Orient. The hemispherical shape helps maintain the temperature. The movable part of the enclosure can be easily retracted along the rail. This system allows you to uncover more than ¼ of the swimming pool which regulates the temperature on hot days and at the same time allows sunshine to fall directly onto the swimming pool.

RAVENA

For clients who are looking for the ideal size to functionality ratio, this enclosure model is the optimum solution. This concerns a combination of vertical walls enclosing the ground at an angle of approx. 80° and arched segments. The shape of the enclosure allows for unrestricted movement around 3 sides of the pool. A sliding door is located in the vertical side wall and a sliding or swing door can be fitted into the front or back wall. This model is especially attractive for swimming pools located next to buildings or walls. Thanks to the modern design and novel appearance, this model is very popular and in great demand among clients.

VENEZIA

The design of Venezia is similar to the Imperia model from the low enclosure category, the difference being that this type provides enough space for you to walk under. Another specific for this type is a frame made of aluminium profiles which have the greatest load-bearing capacity and rigidity of all the pool enclosure models. This attractive model is preferred by many customers due to its shape and large internal space. It ensures a pleasant time in your pool on hot and also cooler days.











OLYMPIC™

OLYMPIC™



OLYMPIC™



The TOP product from Pool and Spa Enclosures Company, which catches your eye with its exceptional design and novel appearance. Its frame is made up of 1 or 2 semi-domes (circular sections) which complement the standard shape of the enclosure segments. The main advantage of this model is the possibility of moving freely around the whole of the covered area. The system for retraction of the segments allows you to easily retract them in both directions. The retracting part of each semi-dome can be opened from the center. Opening and closing of the enclosure can be easily managed by one person. Electric motors can also be used to retract the enclosure. The aluminium enclosures can be supplied in a very attractive color option, imitation wood, which is particularly impressive on large pool enclosure models like this.



OLYMPIC™





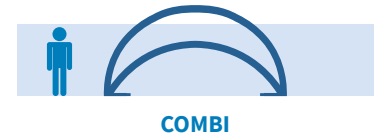
MODELS COMBINATION

COMBI



COMBI, ATYPICAL

This concerns a frame combining two to three standard types of enclosure. You can thus easily achieve the ideal combination of a protective function for the pool and a spacious entrance segment or conventional elongated shape with a semi-dome. Combination of low segments and one or two higher segments is most popular.





HOT TUB ENCLOSURES

SPA DOME ORLANDO® SMALL / LARGE

Should light shine into the area where your hot tub is, should you be able to see in or would you prefer a more discreet design? The original frame of this model is created using aluminium profiles which have a Komaxit powder coating. The panels between these profiles can come in several forms. Thanks to material called compact polycarbonate, we can create panels for you which are clear, translucent or have a discreet bronze (smoked) coloring. This enclosure is made up of peripheral sections, door sections and a canopy. The dome which is created is set on a circular rail which allows for rotation around 360° in both directions (Only for the **SPA DOME ORLANDO SMALL**). This model is characterised by ease of assembly, the basis of which is anchoring of the rail to a firm foundation which could for example be concrete or ceramic tiles.

SPA DOME ORLANDO® SMALL: Height: 7'6" / Diameter: 13'6"
SPA DOME ORLANDO® LARGE: Height: 8'10" / Diameter: 16'5"



SPA SUN HOUSE® / SPA GRAND SUNHOUSE®

SPA SUNHOUSE® / SPA GRAND SUNHOUSE® enclosures are an oval version of SPA DOME ORLANDO®. With a view to their larger dimensions, they also offer more usable space. They have an opening roof and two sliding doors. The model is made up of two semi-domes (like a SPA DOME ORLANDO® which has been cut in half), two straight enclosure segments with side-mounted sliding doors and a canopy with a sliding roof which can be opened to provide better ventilation. The double sliding doors located in one of the semi-domes allow for operation of the hot tub and also serve as the main entrance to the enclosure. The version with bronze (smoked) compact polycarbonate partially blocks the sun, providing pleasant shade for the eyes and helps to maintain a comfortable temperature inside the enclosure. The structural elements ensure not only easy and effective assembly, but also undemanding maintenance for both types of enclosure.

SPA SUNHOUSE®: Width: 13'6" / Length: 20'2" / Height: 7'6"
SPA GRAND SUNHOUSE®: Width: 16'5" / Length: 26'3" / Height: 8'10"



OASIS™ SMALL



OASIS™ SMALL

The OASIS™ - small enclosure combines just the right proportion of properties offered by the SPA Sunhouse® and CORSO™ ENTRY models. The great advantage of this model is a frame designed to enclose space whilst making use of an existing vertical wall. An area covered in this manner can be used to enclose a hot tub or a small swimming pool. It is also suitable for covering a gazebo for spending your free time in the yard. The roof can be opened and it offers one or two sliding doors. The semi-dome has a wide opening and sliding roof for ventilation. The version with bronze (smoked) polycarbonate protects you against the sun and naturally regulates the internal temperature to a comfortable level.

Width: 13'6" / Length from the wall: 13'2" / Height: 7'6"



OASIS® SMALL

OASIS™ LARGE

As is evident from the name, this is a larger version of the OASIS™ SMALL. The length of this extended type of enclosure is just under 19.7 ft.

Width: 16'5" / Length from the wall: 18'1" / Height: 8'10"



OASIS® LARGE

OASIS™ LARGE



HOT TUB ENCLOSURES CORSO™



CORSO™

The Corso is the ideal solution for swimming pools that are positioned close to a property.

Width, length and height as requested based on wind and snow load requirements.





CORSO™ ENTRY

This model is suitable for use as an enclosure for swimming pools or hot tubs which are located right next to a house. Part of this enclosure rolls telescopically along rails fixed to the wall of the house (at the top) and to the tiles. The system allows for wide opening of internal areas.

STYLE™

Enclosure STYLE™ is designed to enclose pool and patio using existing standalone wall or walls of the house. The curvy design of profiles gives the enclosure a graceful impression that is not intrusive and together with the wall forms a compact unit. Upper enclosure rail is placed on the vertical wall. The space between wall and pool is nicely enclosed and thus protected.



STYLE™
CORSO™ ENTRY



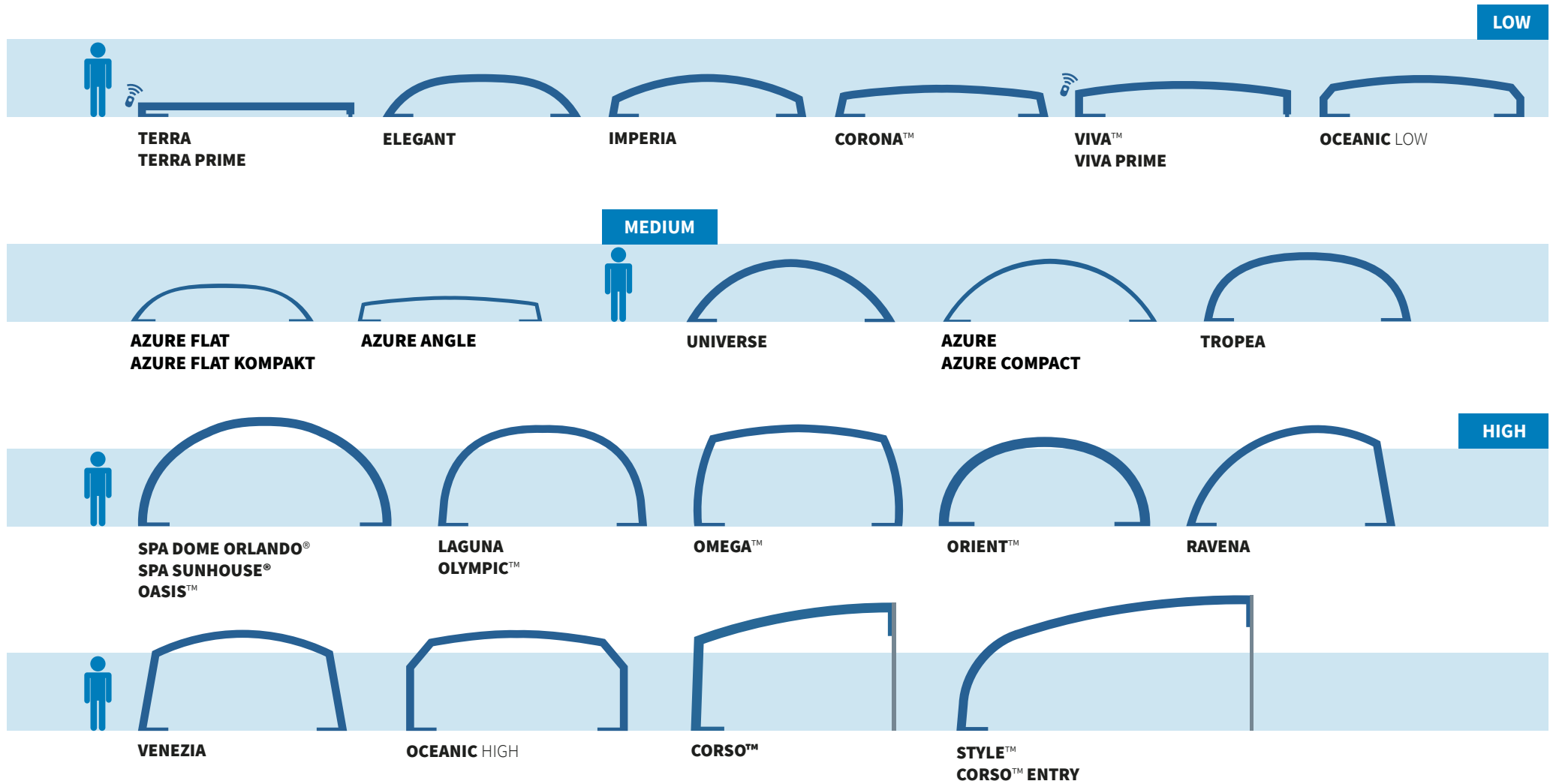
TECHNICAL DETAILS



REAL COMFORT - TOP LOCKING CONTROL **EASY UP PLUS**

SHAPES AND HEIGHT - POOL PROGRAM

WIDEST RANGE OF POOL ENCLOSURE ON THE MARKET



OPTIONS


POLYCARBONATE



Clear compact



Compact tinted




Embossed compact



Clear single-chamber



Tinted single-chamber

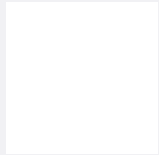


Clear three-chamber

COLOURS OF ALUMINIUM PROFILE



RAL 9006 silver



RAL 9010 white



DB 703 anthracite



Antique brown

RAILS





Natural elox









Bronze elox








PLEASURE

-  ■ EXTENSION OF THE SEASON - extend the usage of your pool by an additional 5 months (2 months in autumn and 3 months in spring).
-  ■ POOL COVERAGE - pool is protected from falling dirt and insects which helps with maintenance.
-  ■ LESS CHEMICALS - enclosure keep the pool cleaner and reduces the usage of chemicals needed for the pool cleaning.
-  ■ COMFORT - closed enclosure enables you to be in the pool even when it is rainy or windy.
-  ■ FROST PROTECTION - the enclosure will protect your pool from frost.
-  ■ ONE RAIL MOVEMENT/ENCLOSURE - the enclosure has the rail only on one side to compliment your garden space and style.
-  ■ ELECTRONICAL MOVE (it works with remote control) - you can control the movement of segments with remote control.
-  ■ EASY SLIDING - even a child can move the segments thanks to a system of stainless steel wheels.
-  ■ EASY CLEANING - polycarbonate is safe to wash with a jet-wash.









AESTHETICS

-  ■ TECHNOLOGY - we hold several technological patents and we are continually investing in new product development.
-  ■ BESPOKE - each enclosure is made to measure, according to the customer's exact requirements.
-  ■ AIR FRESH - system of air circulation keeps the quality of water thanks to the warm air going out in the summer.
-  ■ DESIGN - choice of square or rounded designs.
-  ■ SEALING - 'labyrinth sealing system' to avoid leaks in and prevent the scratching of polycarbonate.
-  ■ VENTILATION - optional extra ventilation windows.

SAFETY

-  ■ PROTECTION OF PEOPLE AND POSSESSIONS - complete locking system prevents from people and animals falling into the pool and also theft.
-  ■ HEAVY DUTY BUILT - assures that snow will not trouble you.
-  ■ CONSTANT TEMPERATURE - when is the enclosure closed it keeps a constant temperature.
-  ■ DISABLED FRIENDLY - bespoke accessibility features.
-  ■ BARE-FOOT FRIENDLY FLOOR RAILS - safe, low rails.
-  ■ UV PROTECTION - dual-sided polycarbonate UV stabilisation protects skin from the negative influence of UV rays.
-  ■ POLYCARBONATE - 10 year warranty and is hailstone resistant.

RELIABILITY

-  ■ COMPLEX SUPPORT - our agents work hard to create unique solutions tailored to your specific needs.
-  ■ QUICK ASSEMBLING - assembling at the site is typically done within 1 day.
-  ■ SERVICE - our skilled builders will repair any fault on the enclosure as part of our long term guarantees.
-  ■ QUALITY - internationally certified for build quality (CE, AFNOR, etc).
-  ■ MEASURING FOR FREE - consultation and measuring at customers is for free.
-  ■ CORPORATE SOCIAL RESPONSIBILITY - our manufacturing procedures, products and waste disposal processes are environmentally friendly and kind to the planet.
-  ■ LONG TERM GUARANTEES - 5 years for enclosures, 5 years for colour, 7 years for firmness of joints, 10 years for polycarbonate + 1 year insurance against breakage of glass by hailstones or a 3rd party.
-  ■ INTERNATIONAL PRESENCE - Alukov is part of the IPC group, we utilise our joint experiences and knowledge to identify new market trends and products.

PRESENTATION OF THE COMPANY

Pool & Spa Enclosures, LLC is a member of the IPC Team. The IPC Team is one of the most recognized manufacturers of telescopic enclosures for pools and spas in the industry. High quality assembly and top quality components coupled with superior, patented designs have made the IPC Team the leading producer of swimming pool enclosures in the world. The founder of IPC Team is company Alukov a.s. - Czech firm with more 20 years of experience.

The history of the company Alukov dates back to the last century, it was founded in 1995 with the original plan to manufacture aluminium door and window frames. In the following years, our company was adjusting to the market demands reflecting the growing economic development in the Czech Republic and it began to specialize in manufacturing telescopic swimming pool enclosures. The first series of swimming pool enclosures was created in 1995. Currently we produce 3 enclosure programs: HOME PROGRAM – patio enclosures, POOL PROGRAM – more than 30 models ranging from low to high and SPA PROGRAM – spa enclosures.

With vast financial investment and several years of developing telescopic enclosures, Alukov has proudly produced patented products. We work with reliable, tried and tested suppliers of high-quality materials, so that our products comply with the strictest criteria. The main factory is based in the Czech Republic and spreading over 325 000 sf.

Another plant was built in Slovakia and Hungary, with the area of 215 000 sf. Thanks to the large production volume (3,000 enclosures per year and 500 employees) we are one of the largest manufacturer of bespoke enclosures in the world. Our smart logistic system consists of a modern vehicle fleet of 30 trucks, 5 service vehicles and 20 cars. The quality of our products has been certified by experts in the area of quality control ISO 9001, ISO 14001 and by the French research institute in Paris (Laboratoire National D'essais) since 2005. Our swimming pool enclosures comply with the safety and quality standard NF P90-309.

We proudly display the below standards of certification while delivering unmatched customer satisfaction. High standard procedure of quality control, state of the art technologies, fast and reliable service is a must. Swimming pool, hot tub and patio enclosures are made with care. We use top quality materials and our production are approved by ISO 9001, ISO 14001 and AFNOR certification.

Alukov has established its connections in 40 countries all over the world, thereby creating the largest sales network in this field. The company has been continuously innovating its activities on the basis of customer requirements. Recently, we have opened showrooms in the Czech Republic – in Prague and Brno, in Wien and in Wels in Austria, near Bratislava in Slovakia, in German Dresden and in Swiss.

COMPLETE YOUR HOME...





FIRST GRADE SERVICE



EXPERIENCED TEAM



DETAIL AND PRECISION



**FACTORY IN CZECH REPUBLIC HAS OVER 30,000m².
ALL TOGETHER WITH OTHER COUNTRIES OVER 50,000m².**



CERTIFICATES AND AWARDS

CERTIFICATION

Our quality is certified by specialists in the field of quality management in accordance with ISO 9001, environmental management in accordance with ISO 14001 and a French research institute in Paris (Laboratoire National D'essais). Swimming pool enclosures comply with the safety and quality standard NF P90-309.



ONORM ONR 191160-2010
Requirements For Safety Moveable Swimming Pool Covers



AWARDS



CORSO™ GLASS won the Grand Prix award at FOR ARACH 2013 exhibition



Patio enclosure **CORSO™** was awarded at the exhibition WARSAW BUILD 2014 & 2015



CORSO™ was awarded the best sliding enclosure at exhibition BUDMA 2015



CORSO™ ULTIMA won the Grand Prix award at FOR HABITAT 2017 & 2018 exhibition